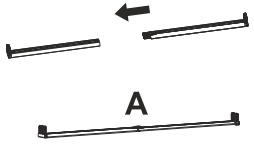
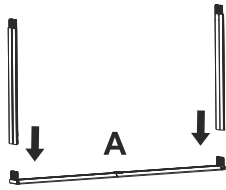


BBOXPFD200-300

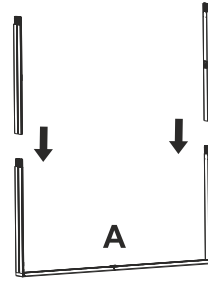
1 Setup bottom frame part



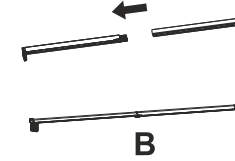
2 Connect vertical parts



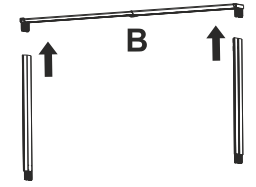
3 Add middle parts



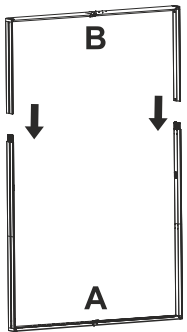
4 Setup top frame part



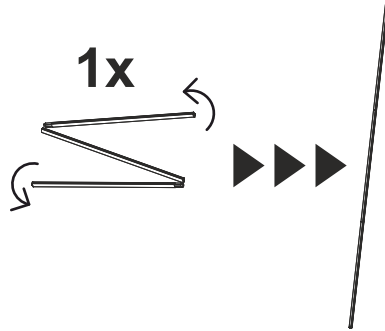
5 Connect vertical parts



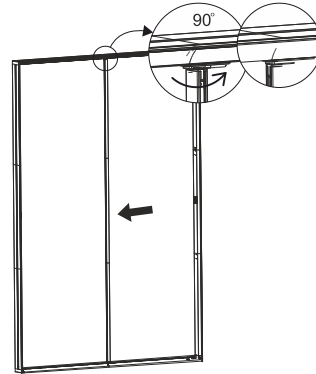
6 Complete the frame



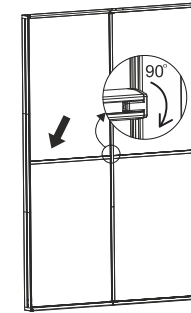
7 Setup verical support



8 Install verical support

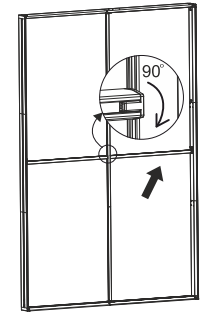


9 Add horizontal support 1




1x

10 Add horizontal support 2



1x

11 Install SEG graphics



12 Install feet

